


# **FY2025 Budget & Property Tax**

---


June 11, 2024



# Property Tax Bill Breakdown by Taxing Entity



# Property Tax Bill Breakdown by Taxing Entity



**The certified tax rate will provide the same ad valorem property revenues for a taxing entity as were budgeted by that taxing entity for the prior year.**

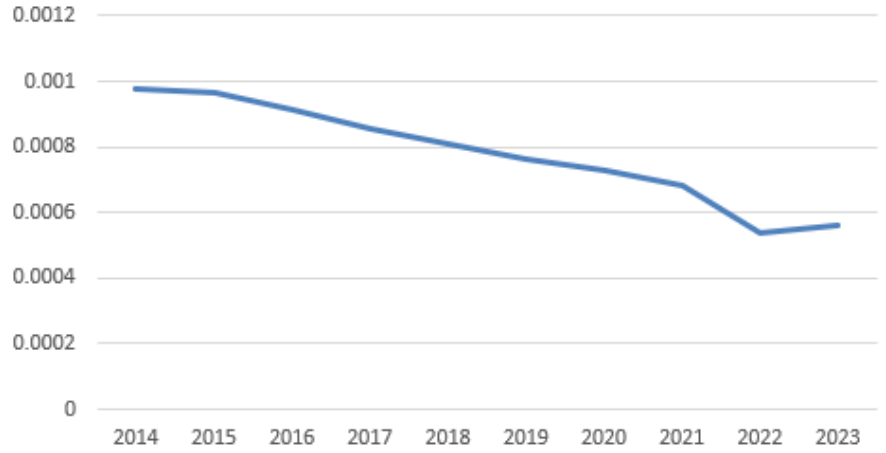


As valuations go up

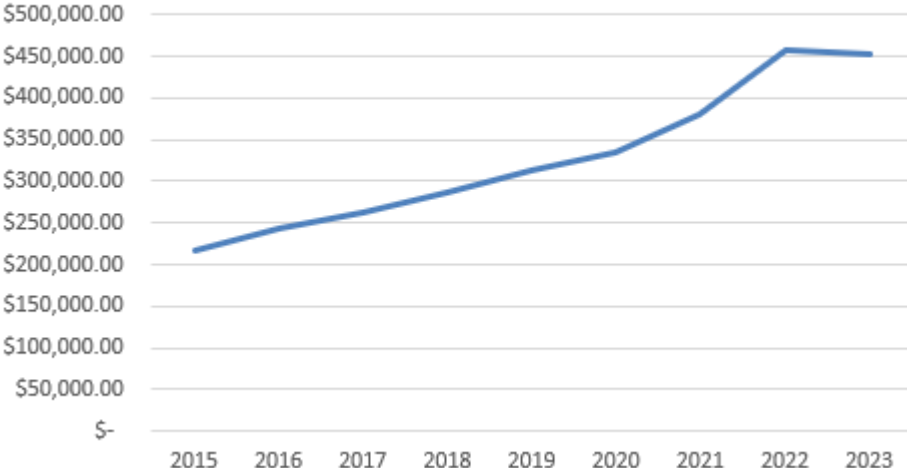
Rates go down



General Operations Rate



Average Residential Property Valuation



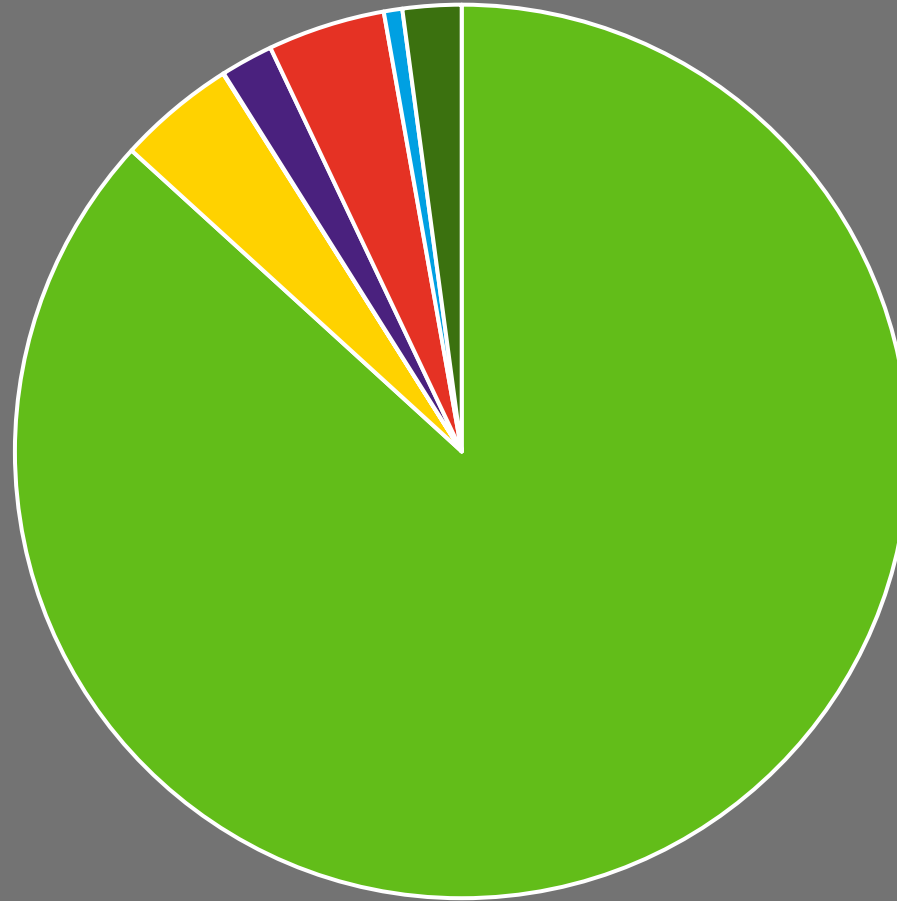
# Provo City Property Taxes

- General Operations
- Interest and Sinking Fund/Bond
- Library

Budget Code	Budget Name	2022 Year End Budgeted Revenue	2022 Year End Adjusted Budgeted Revenue	Calc. Certified Tax Rate	2022 Year End Final Tax Rate	% Change	Certified Tax Rate Revenue W/O New Growth	New Growth Revenue	Certified Tax Rate Revenue W/ New Growth	Auditor's Certified Tax Rate	Auditor's Certified Rate Revenue	Proposed Tax Rate	Budgeted Revenue	Final Tax Rate	Final Budgeted Revenue
10	General Operations	\$ 5,237,938	\$ 5,237,938	0.000560	0.000539	3.90%	\$ 5,234,483	\$ 83,537	\$ 5,318,021	0.000560	\$ 5,318,021	0.000587	\$ 5,572,337	0.000576	\$ 5,469,964
20	Interest and Sinking Fund/Bond	\$ 7,688,856	\$ 7,688,856		0.000791					0.000809	\$ 7,686,456	0.000809	\$ 7,686,456	0.000809	\$ 7,686,456
30	Library	\$ 3,691,453	\$ 3,691,453	0.000395	0.000380	3.95%	\$ 3,692,180	\$ 58,924	\$ 3,751,104	0.000395	\$ 3,751,104	0.000406	\$ 3,851,104	0.000406	\$ 3,851,104
190	Discharge of Judgement														
Grand Total		\$ 16,618,247	\$ 16,618,247	0.000955	0.001710		\$ 8,926,663	\$ 142,461	\$ 9,069,125	0.001764	\$ 16,755,581	0.001802	\$ 17,109,897	0.001791	\$ 17,007,524

Budget Code	Budget Name	2023 Year End Budgeted Revenue	2023 Year End Adjusted Budgeted Revenue	Calc. Certified Tax Rate	2023 Year End Final Tax Rate	% Change	Certified Tax Rate Revenue W/O New Growth	New Growth Revenue	Certified Tax Rate Revenue W/ New Growth	Auditor's Certified Tax Rate	Auditor's Certified Rate Revenue	Proposed Tax Rate	Budgeted Revenue	Final Tax Rate	Final Budgeted Revenue
10	General Operations	\$ 5,469,964	\$ 5,487,213	0.000563	0.000576	-2.26%	\$ 5,491,212	\$ 116,944	\$ 5,608,157	0.000563	\$ 5,608,157				
20	Interest and Sinking Fund/Bond	\$ 7,686,456	\$ 7,686,456		0.000809										
30	Library	\$ 3,851,104	\$ 3,851,104	0.000395	0.000406	-2.71%	\$ 3,852,627	\$ 82,048	\$ 3,934,675	0.000395	\$ 3,934,675				
190	Discharge of Judgement														
Grand Total		\$ 17,007,524	\$ 17,024,773	0.000958	0.001791		\$ 9,343,839	\$ 198,992	\$ 9,542,832	0.000958	\$ 9,542,832				

## FY25 Library Revenue



Property Taxes - 87%

Fees - 2%

Interest Income - 2%

Vehicle Taxes - 4%

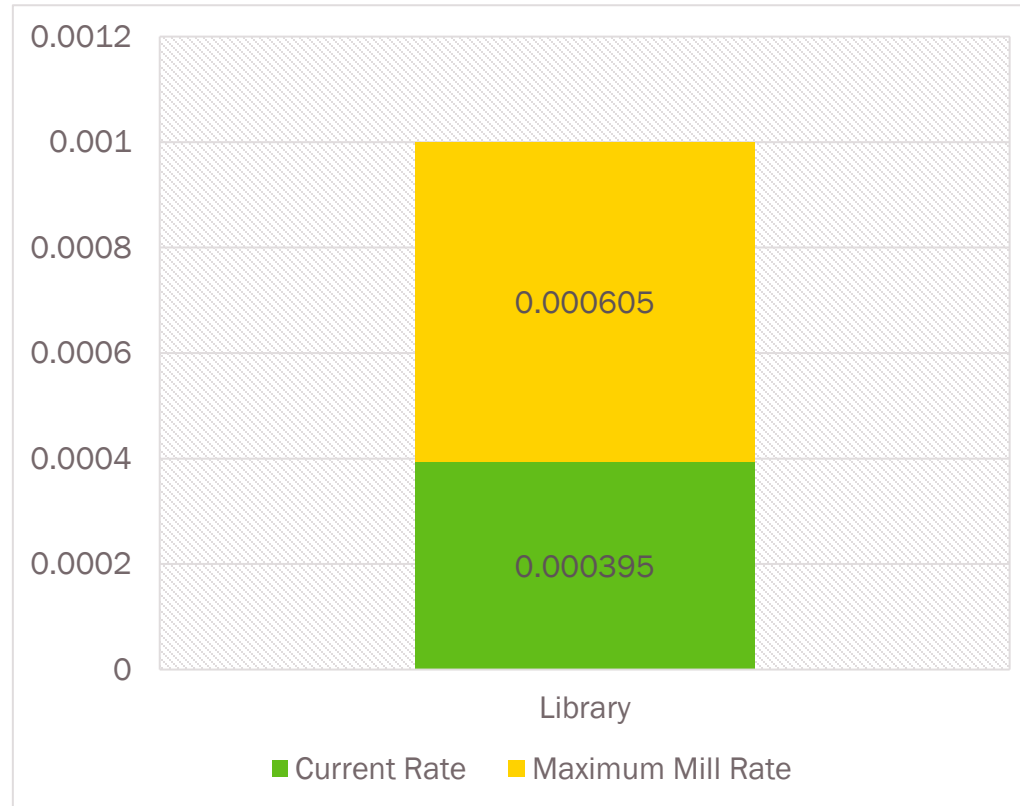
Rentals - 4%

Parking Permits - 0.02%

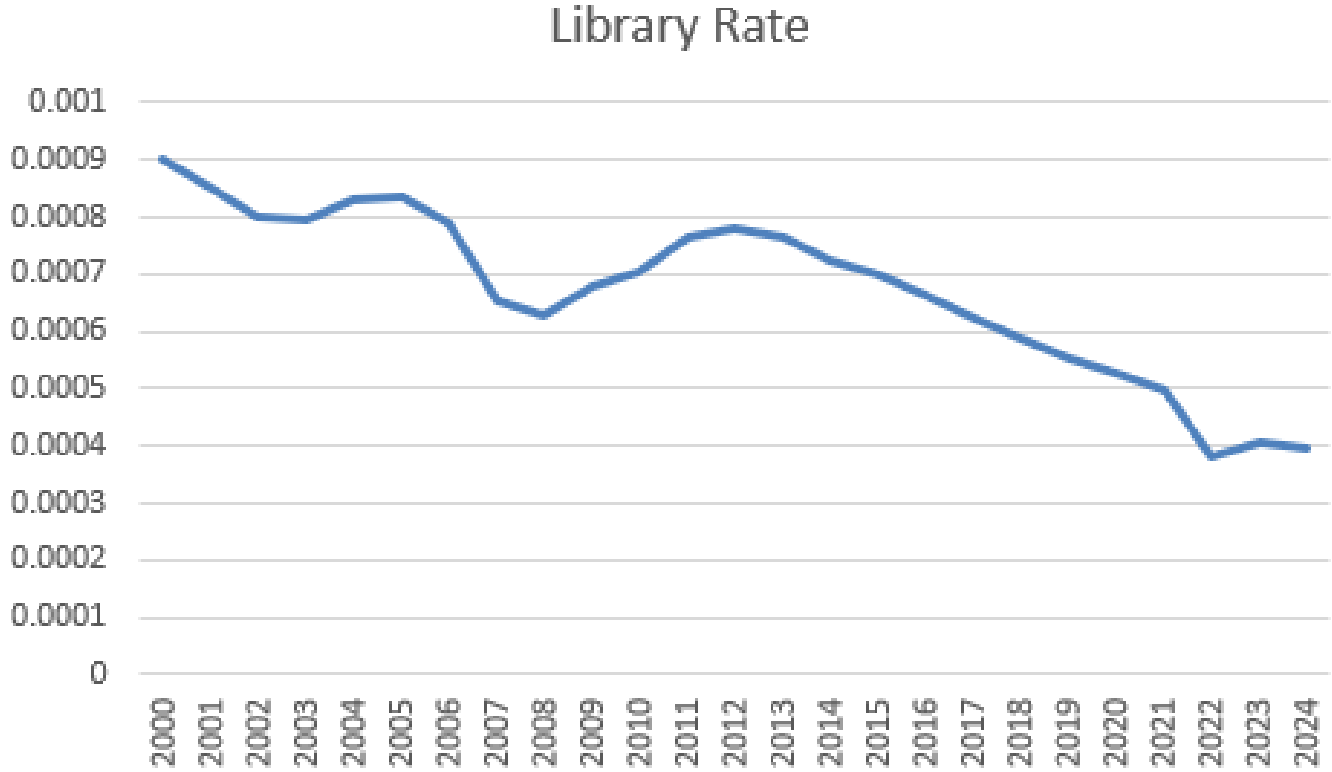
Used Book Sales & Merchandise - 1%

# Property Tax Rate (Library)

- Auditor's Certified Tax Rate (library): 0.000395
  - Current property tax revenue (library): \$3,934,675
  - 39.5% of State capped mill rate
  - Maximum allowable revenue (set by cap rate of .001): \$9,961,202

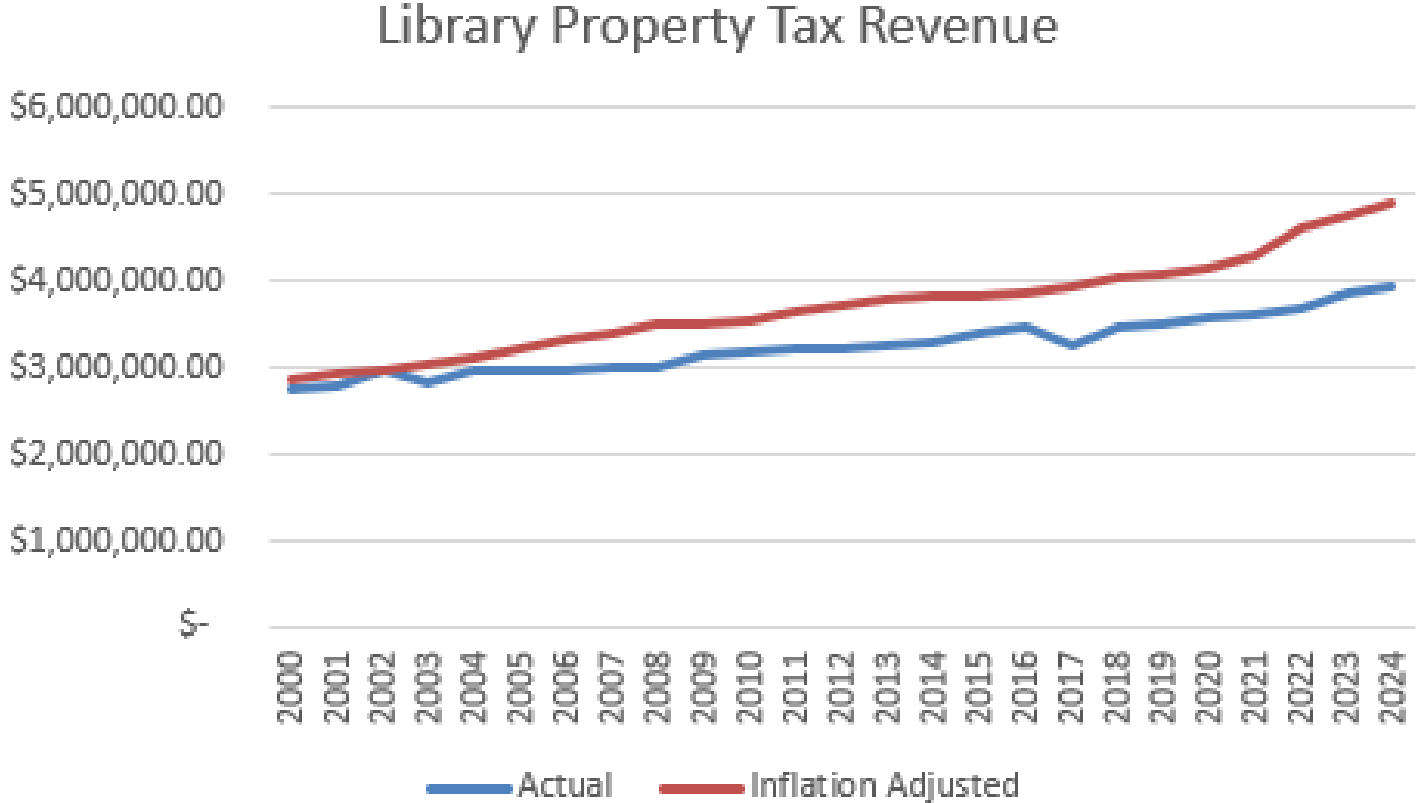


# Library Rate 2000-2004





# Library Revenue 2000-2024



# Library – FY25

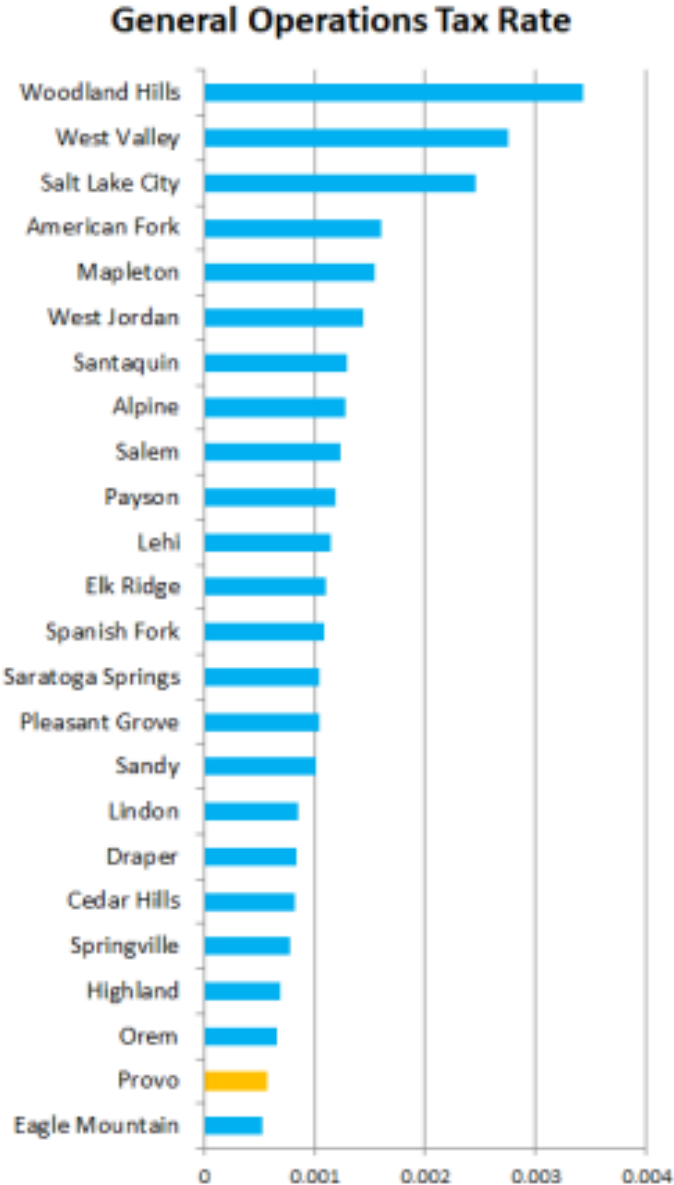
---

- Auditor’s Certified Tax Rate (library): 0.000395
- Estimated rate w/ \$500,000 increase(library): 0.000445
- Estimated increase to average Provo home (\$450,000): \$12.40/year

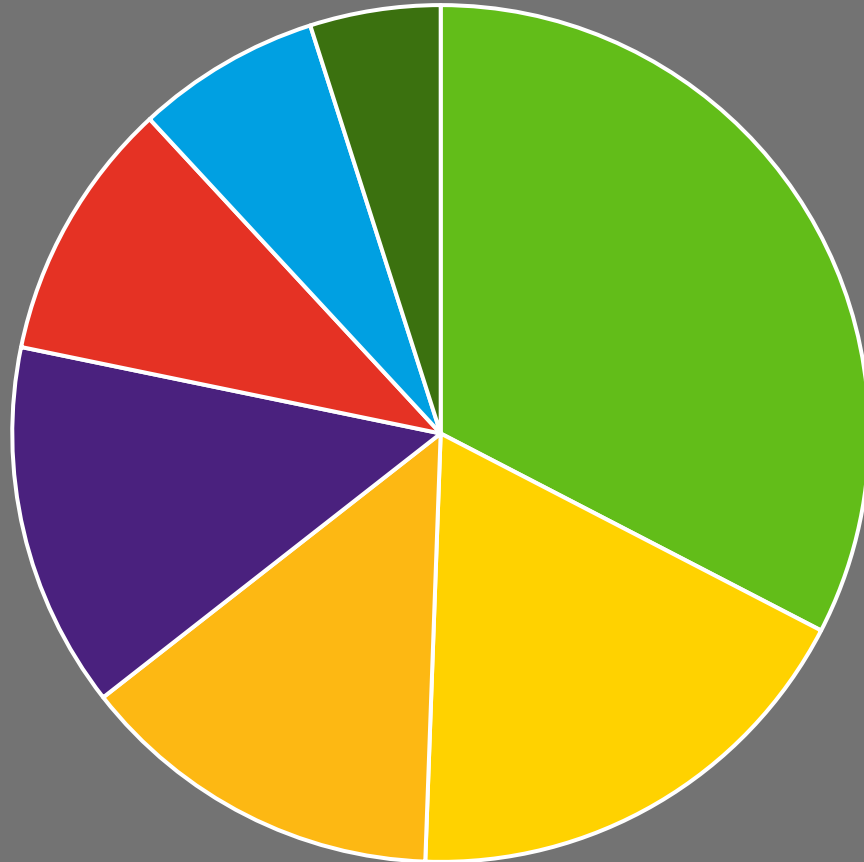


# Property Tax Rates

Provo City general operations tax rate compared to other cities in Utah

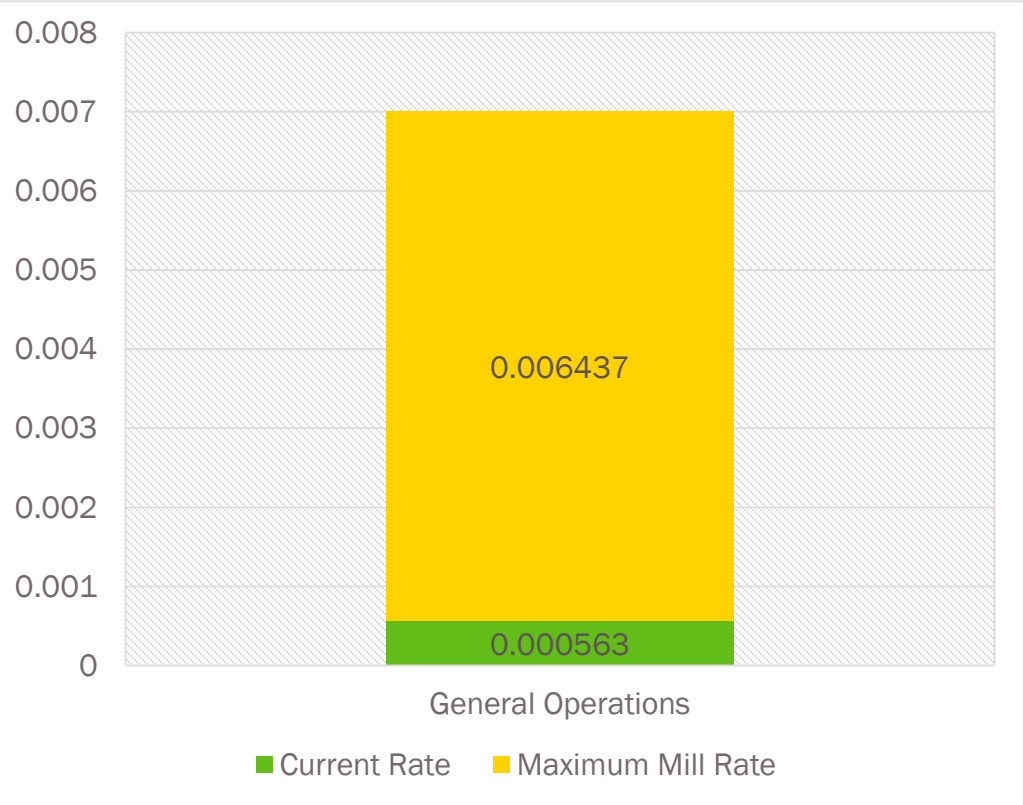


# FY25 General Fund Revenue



- Sales Tax - 33%
- Transfers In - 18%
- Fees - 14%
- Franchise Fees - 14%
- Other Revenue - 10%
- Property Tax - 7%
- Road Tax - 5%

# Property Tax Rate (General Operations)

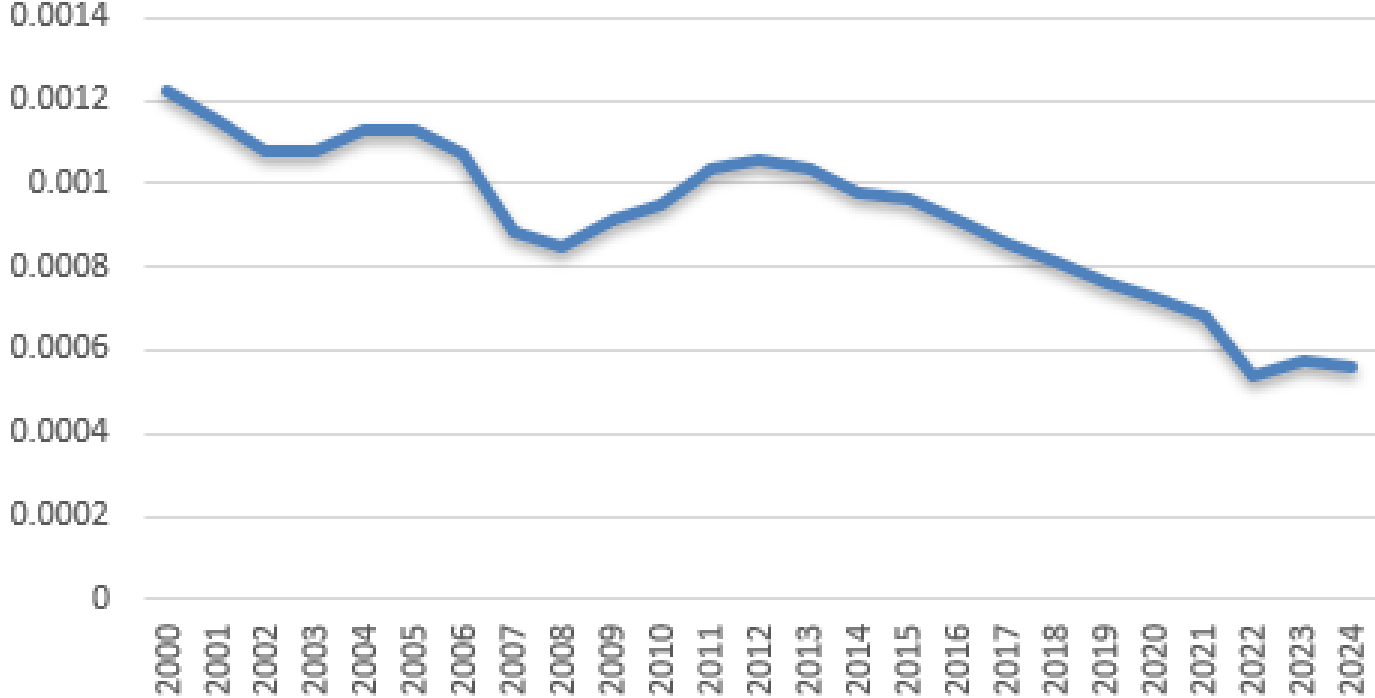


- Auditor’s Certified Tax Rate (general operations): 0.000563
  - Current property tax revenue (general operations): \$5,608,157
  - 8% of the State capped mill rate
  - Maximum allowable revenue (set by cap rate of .007): \$69,728,413

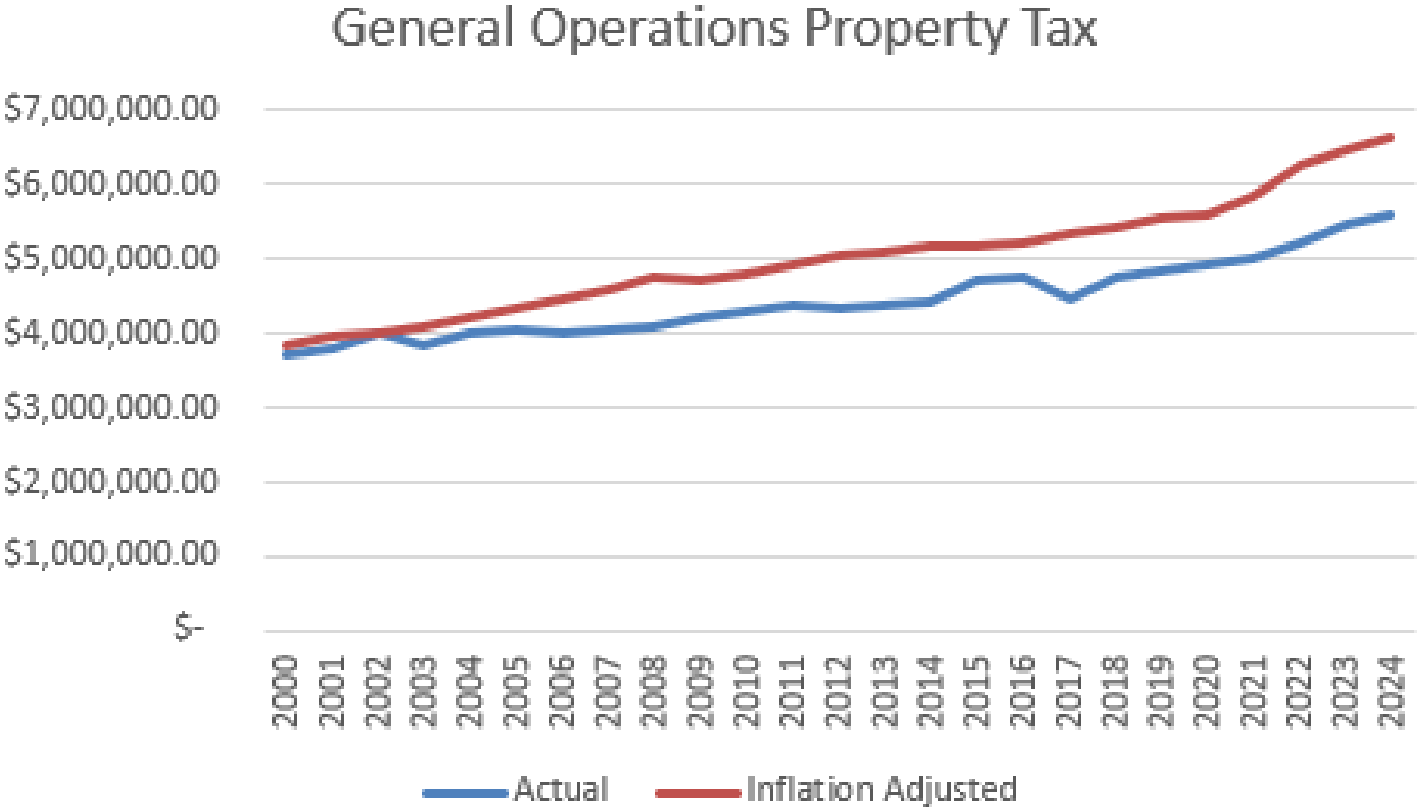


# General Operations Rate 2000-2024

## General Operations Rate



# General Operations Revenue 2000-2024



# General Operations – FY25

- Auditor’s Certified Tax Rate (general operations): 0.000563
- Estimated rate w/ 3% (\$169,340) increase (general operations): 0.000580
- Estimated increase to average Provo home (\$450,000): \$4.20/year





# Truth In Taxation



- Before June 8, 2024 - County Auditor to provide certified tax rates, forms, instructions and valuation information to each taxing entity.
- Before June 22, 2024 – Adopt tentative budgets and proposed tax rates and report them to the County Auditor.
- On or before June 22, 2024 – Enter proposed tax rates in the Certified Tax Rate system so they may be finalized by the Utah State Tax Commission or begin the Truth in Taxation process for fiscal year entities.
- July 2024 - Publishing of notices
- After August 1, 2024, or at least 10 days after mailing of Valuation Notice – Hold public hearing(s) on property tax increase before adopting final budget.



# Council Areas of Interest

---

- Cost Recovery (Fees)
  - Merchant Fees
- Police Officer: \$134,998 (personnel, overtime, and vehicle)
- Firefighter: \$112,421
- Victim Assistant: \$96,712
- Parking Enforcement Officer: \$92,713
- Code Compliance Officer: \$92,538
- Animal Control Officer: \$91,003

(The amounts above assume that these are entry level positions. Benefits include insurance, FICA, and retirement.)



# Unfunded Firefighter Positions

- Awarded SAFER Grant – 3 years of funding for 9 new firefighters
- Public safety staffing plan called for budgeting three additional firefighters in each of the next three fiscal years in order to be in a sound fiscal position to fund the 9 new positions going forward.
- Personnel and equipment costs:
  - FY25: \$443,492
  - FY26: \$456,797
  - FY27: \$470,501

(This is the average cost of a firefighter; it does not include a COLA or the mid-year market rate increase the Council approved on February 6, 2024.)



# FY23-FY25 Supplementals

---

## FY23-FY25

- Cayenta Analyst: \$153,756
- Patch/Endpoint Management: \$45,000
- Full-time Cyber Security Analyst: \$136,236

## FY25 – Critical Unfunded

- Patch/Endpoint Management: \$45,000
- Full-time Cyber Security Analyst: \$136,236
- Engineering Tech I – Signal Electrical Tech: \$94,275



# Direction for Staff



---

**Library Rate/Revenue**

**General Operations Rate/Revenue**

**Budget Ordinance**